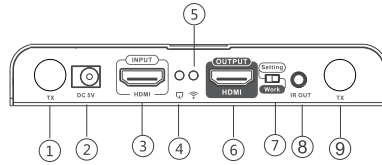
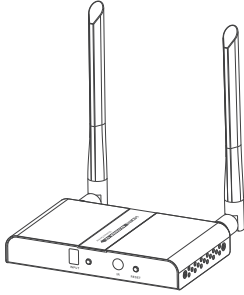


essentials

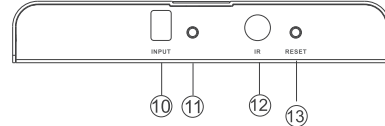
HDMIXWF50
HDMI 1080P WIRE FREE EXTENDER 50M

HDMIXWF100
HDMI 1080P WIRE FREE EXTENDER 100M

TX (Transmitter)

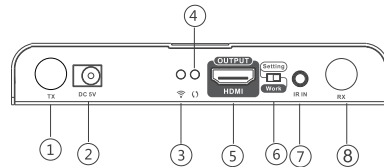
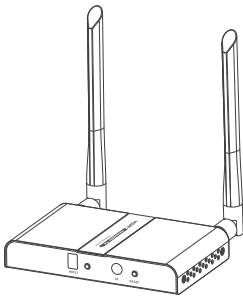


- ① Antenna
- ② Power input
- ③ HDMI input
- ④ HDMI signal indicator
- ⑤ Wireless connections indicator
- ⑥ HDMI output

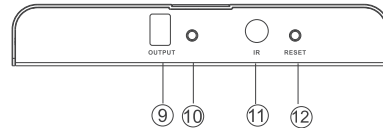


- ⑦ DIP switch
- ⑧ IR blaster extension cable interface
- ⑨ Antenna
- ⑩ Input CHANNEL indicator
- ⑪ Digital control button

RX (Receiver)

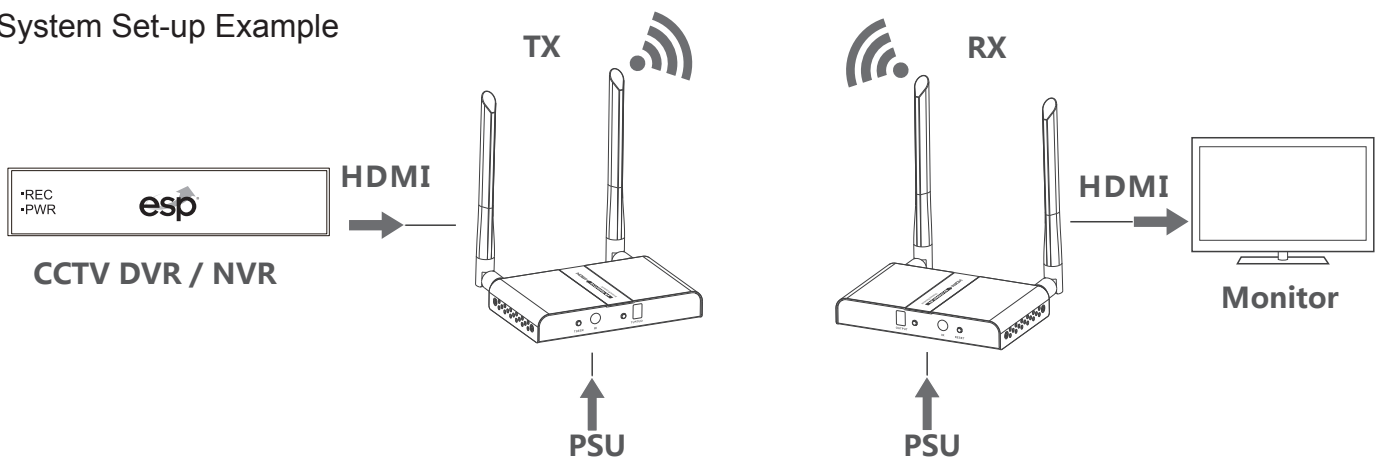


- ① Antenna
- ② Power input
- ③ Wireless connections indicator
- ④ Data transmission indicator
- ⑤ HDMI output
- ⑥ DIP switch



- ⑦ IR receiver extension cable interface
- ⑧ Antenna
- ⑨ Output CHANNEL indicator
- ⑩ Digital control button
- ⑪ IR remote control window
- ⑫ Reset button

System Set-up Example



Quick Start Guide:

- Ensure there is a signal output from the HDMI source (connect a monitor directly)
- Apply power to the TX and RX
- Connect the RX to a monitor and ensure there is a transmission signal between both TX and RX
- Connect the HDMI source to the TX, the image will display.

Please note: if the HDMI source changes resolution whilst connected to the TX, the TX will need to be power cycled to auto adjust to the new resolution

Support Guide:

Transmitter and receiver are not connected

- Ensure power is applied to TX and RX
- Ensure the correct HDMI input / output hve been used on the TX and RX

The Wi-Fi status LED is constant, but no signal from the HDMI source is displayed

- Check the HDMI source output, connect directly to a monitor
- Check the HDMI source output is set to a supported resolution
- Check HDMI cable used for the TX and RX

Abnormal display once connected

- Reposition the TX and RX to improve the signal path; types of building material or interference from other devices can severely affect the performance
- Press the 'Reset' button on the TX and RX

Additional Notes:

As with all electronic products, ESP cannot guarantee compatibility with every available device, and every version of a specific device.

Specification		
HDMI Version	1.3	
HDCP Version	1.2	
Transfer Rate	10.2Gbps	
Supported Resolutions	640*480@60HZ 1280*720@60HZ 1920*1080@60HZ	
HDMI Connector	Type A, 19 pin, Female	
Transmission	2.4GHz	
Transmission Distance (Open Field)	HDMIXWF50<50m HDMIXWF100<100m	
Operating Temperature	0~50°C	
Relative Humidity	0~70°C	
Power Supply	5v 2A	
Power Consumption	TX <7W	RX <5W
Dimensions	121.4 (W) X 132 (D) X 21.5 (H) mm	
Weight	TX : 310g	RX : 310g



Elite Security Products
Unit 7, Target Park,
Shawbank Road, Lakeside,
Redditch B98 8YN



Telephone : 01527 51 51 50

Fax: 01527 51 51 43

Email : info@espuk.com

www.espuk.com

E&OE - Errors and omissions excepted.B19