

PRODUCT DATASHEET

DL ALU DN 150 14 W 6500 K IP44 WT

DOWNLIGHT ALU | Downlight luminaires with aluminum housing



AREAS OF APPLICATION

- Direct replacement for luminaires with fluorescent lamps
- General illumination
- Public areas
- Stairways
- Corridors
- Foyers
- Shops

PRODUCT BENEFITS

- High luminous efficacy
- Energy savings up to 60 % (compared to luminaires that use CFL lamps)
- Very homogenous light
- Functional design
- Easy installation with fast connection
- External driver for extended flexibility (compatible with selected DALI drivers)
- 5 years guarantee

PRODUCT FEATURES

- Diameter of required ceiling cut-out: 150 mm or 200 mm (depending on version)
- Type of protection: IP44



TECHNICAL DATA

Electrical data

Nominal wattage	14.00 W
Operating mode	External LED driver
Nominal voltage	220...240 V
Power factor λ	>0.90
Mains frequency	50/60 Hz

Luminaire control gear data

Output current	27...42 mA
ECG - Output ripple current	<45 %
ECG - Length	83 mm
ECG - Width	39 mm
Max. no. of lum. on circuit break. B16 A	128
Max. no. of lum. on circuit break. C10 A	80
Max. no. of lum. on circuit break. C16 A	128

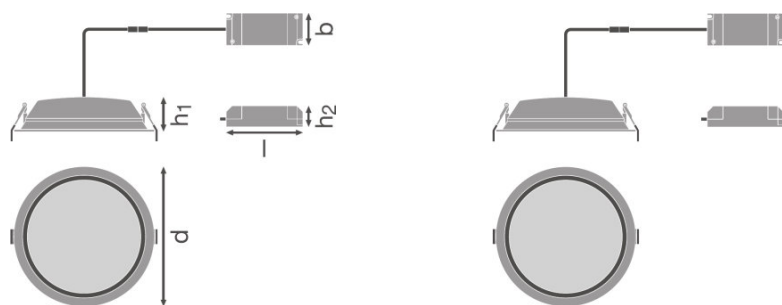
Photometrical data

Color temperature	6500 K
Luminous flux	1330 lm
Luminous efficacy	95 lm/W
Standard deviation of color matching	≤ 6 sdcn
Light color (designation)	Cool Daylight
Color rendering index Ra	>80

Light technical data

Beam angle	100.00 °
------------	----------

Dimensions & weight



Diameter	160.0 mm
Height	52.0 mm
Product weight	360.00 g
Mounting diameter	150.0 mm

Colors & materials

Body material	Aluminum
Housing color	White
Product color	White
Cover material	Polymethylmethacrylate (PMMA)

Temperatures & operating conditions

Ambient temperature range	-20...+45 °C
----------------------------------	--------------

Lifespan

Lifespan L70/B50 at 25 °C	50000 h
Lifespan L80/B10 at 25 °C	45000 h
Lifespan L90/B10 at 25 °C	30000 h
Number of switching cycles	100000

Additional product data

Mounting type	Recessed
Mounting location	Ceiling

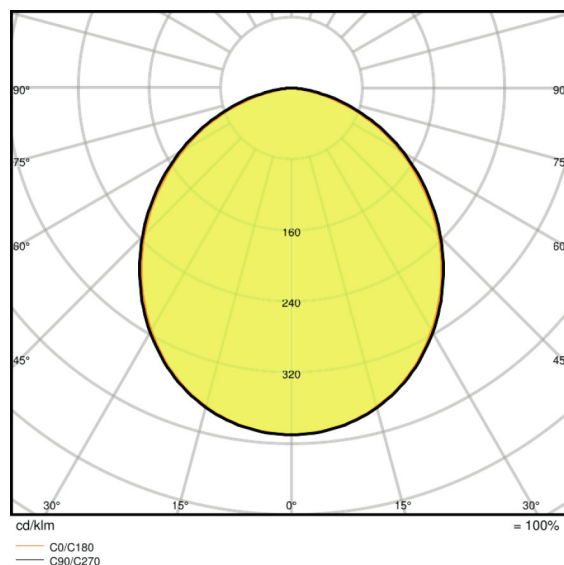
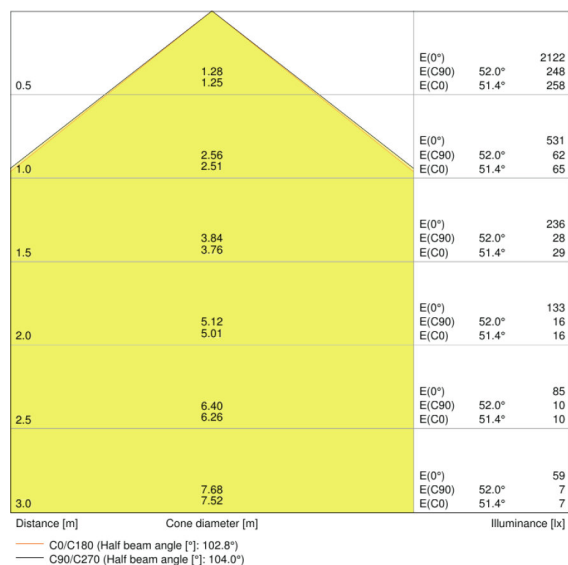
Capabilities

Dimmable	No
Type of connection	Screwless terminal, 2-Pole
LED module replaceable	Not replaceable

Certificates & standards

Protection class IK (shock resistance)	IK02
Glow Wire Test according to IEC 695-2-1	650 °C
Photobio. safety group acc. to EN62471	RG 0
Protection class	II
Type of protection	IP44
Standards	CE/CB/ENEC/TÜV SÜD/RoHS

Light Distribution



LDC typ cone

LDC typ polar

LOGISTICAL DATA

Product code	Packaging unit (Pieces/Unit)	Dimensions (length x width x height)	Gross weight	Volume
4058075091474	Folding carton box 1	175 mm x 175 mm x 85 mm	480.00 g	2.60 dm ³
4058075091481	Shipping carton box 8	365 mm x 365 mm x 185 mm	4158.00 g	24.65 dm ³

The mentioned product code describes the smallest quantity unit which can be ordered. One shipping unit can contain one or more single products. When placing an order, for the quantity please enter single or multiples of a shipping unit.

REFERENCES / LINKS

For Guarantee see

► www.ledvance.com/guarantee

DISCLAIMER

Subject to change without notice. Errors and omission excepted. Always make sure to use the most recent release.