

SPIKE LIGHTS SPECIFICATION SHEET



COLLINGWOOD
LIGHTING

01604 495 151
collingwoodlighting.com

- @collingwoodLED
- /collingwoodlighting
- collingwoodled

SL220 MAINS

Straight to mains LED spike light

FEATURES

Wattage	5.7W
IP rating	IP65
Colour flexibility	Fixed colour
Tilttable	90°
Input	Mains AC
LED Lifetime	70,000h L70 B10
SDCM	3SDCM

INSTALLATION INFORMATION

Inrush Current	60A 37µs
Construction Material	Anodised aluminium Stainless Steel 316 Copper
Weight	SL220B: 550g SL220Z: 550g SL220D: 1037g SL220Z: 550g
Maximum ambient temperature	50°C
Electric Class [1, 2, 3]	1

GUARANTEE / WARRANTY

7 year extended warranty

FEATURES & BENEFITS

- High efficacy - up to 93lm/W
- Improved look and feel with single LED
- New stainless steel and anodised bronze finishes
- Higher light output than predecessor
- Mains voltage 700mA as standard
- Reduced body length by 12% for a neat and compact appearance

PHOTOMETRICS @ 25°C

Partcode	Finish	Colour	Beam angle	CRI	lm	lm/W	lx @ 1m
SL220BWB40	Black Anodised Aluminium	4000K	40°	>80Ra	530	93	1205
SL220DWB40	Stainless Steel 316	4000K	40°	>80Ra	530	93	1205
SL220ZWB40	Bronze Anodised Aluminium	4000K	40°	>80Ra	530	93	1205
SL220BWB30	Black Anodised Aluminium	3000K	40°	>80Ra	520	91	1182
SL220DWB30	Stainless Steel 316	3000K	40°	>80Ra	520	91	1182
SL220ZWB30	Bronze Anodised Aluminium	3000K	40°	>80Ra	520	91	1182
SL220BWB27	Black Anodised Aluminium	2700K	40°	>80Ra	515	90	1171
SL220DWB27	Stainless Steel 316	2700K	40°	>80Ra	515	90	1171
SL220ZWB27	Bronze Anodised Aluminium	2700K	40°	>80Ra	515	90	1171
SL220CWBM27	Solid Copper	2700K	40°	>80Ra	515	90	1171

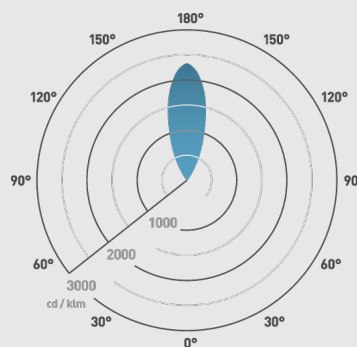
WIRING INFORMATION

Cable / Flying Lead	3m H05RN-F rubberised cable (outside diameter: 7mm)
Type of Wiring Required	Parallel

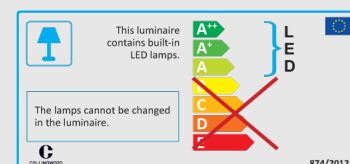
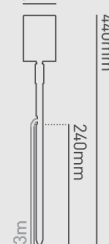
LED DRIVER

Product code	Input	SELV	Dimming	Bathroom zone	Min	Max
N/A (integrated SELV driver)	220V-240V	N/A	No	-	-	-

Beam angle: 40°



Ø62.5mm



874/2012

SPIKE LIGHTS SPECIFICATION SHEET


ACCESSORIES


JB5	Gel filled waterproof connector	Sold Separately
GH220	Simple hood to reduce glare whilst maintaining a good light distribution	Sold Separately
GS220	Stylish, baffle-style snoot, perfect for creating a moonlighting effect	Sold Separately




COLLINGWOOD
LIGHTING

01604 495 151
collingwoodlighting.com

 @collingwoodLED

 /collingwoodlighting

 collingwoodled

SL220 MAINS

This is the easiest external LED light to install. Simply drive the anodised aluminium spike into the ground and connect the watertight cable direct to the electricity mains. The 5.7W light comes with a choice of three LED colours and is available in black, copper, steel, or bronze with a 7-year extended warranty. The head tilts through 90° from vertical to horizontal.